

ENQUIRIES COMPARISON DASHBOARD 2022/23 & 2023/24

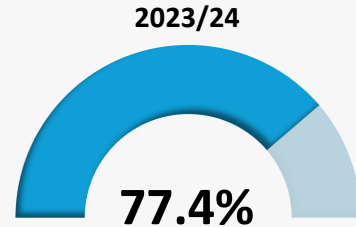
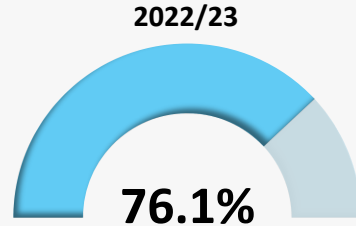
TOTAL ENQUIRIES

2022/23	2023/24
1113	1260

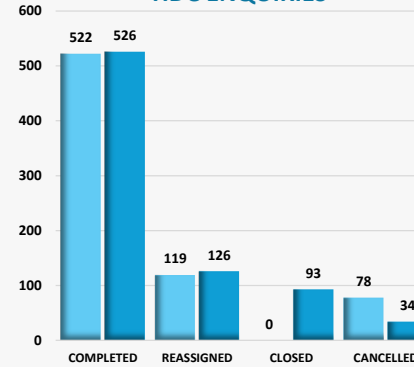
AV. DAYS TO COMPLETION

2022/23	2023/24
8.1	7.9

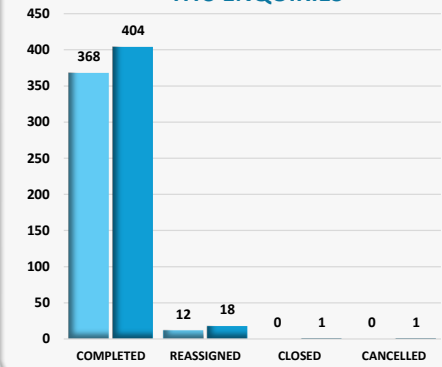
% WITHIN TARGET



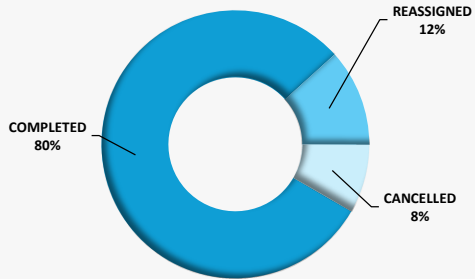
HDC ENQUIRIES



HTS ENQUIRIES



2022/23



HDC AV. DAYS TO COMPLETION

2022/23	2023/24
9.2	9.5

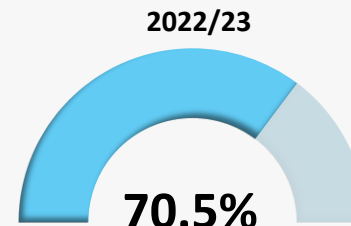
HTS AV. DAYS TO COMPLETION

2022/23	2023/24
6.2	6.3

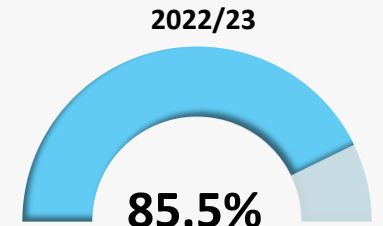
REASSIGNED ENQUIRIES

2022/23	2023/24
131	144

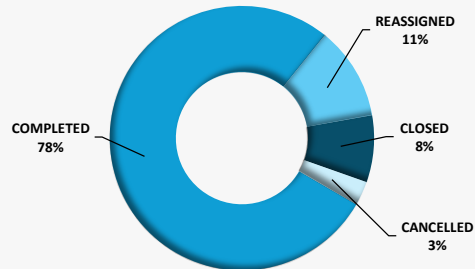
HDC % WITHIN TARGET



HTS % WITHIN TARGET

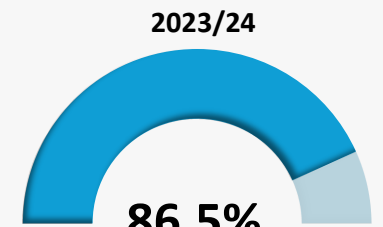
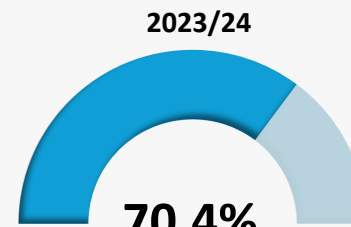


2023/24



REASSIGNED AV. DAYS TO COMPLETION

2022/23	2023/24
10.9	11.2



REASSIGNED % WITHIN TARGET

2022/23	2023/24
65.6%	65.3%